

## Stock Clamshells with a Common Mold Base

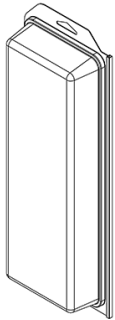
These images demonstrate clamshells with the same Overall Outside Dimensions, but with variations in the associated cavity and insert card dimensions.

### Series 600 - 606

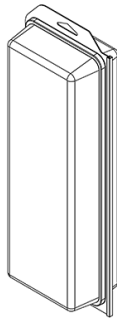
Overall Length = 14.500

Overall Width = 5.250

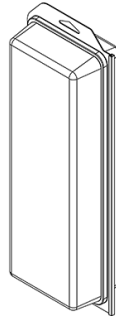
The stock clamshells on this page are made from Mold Base #650




600TF



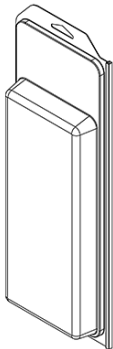
601TF



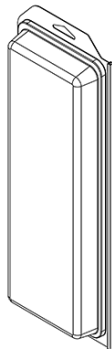
602TF



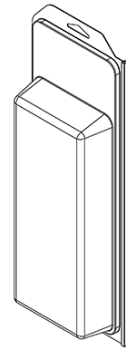
603TF



604TF



605TF



606TF